

Investor Bulletin

March 2026



TAV TRAFFIC FIGURES (PASSENGERS)

	March		Change 2026/ 2025	January - March		Change 2026/ 2025
	2025	2026		2025	2026	
Antalya	1.066.972	1.189.409	11%	2.983.868	3.138.499	5%
International	660.966	687.568	4%	1.654.981	1.647.167	0%
Domestic	406.006	501.841	24%	1.328.887	1.491.332	12%
Izmir	768.336	885.919	15%	2.359.185	2.643.768	12%
International	221.783	251.384	13%	693.674	754.005	9%
Domestic	546.553	634.535	16%	1.665.511	1.889.763	13%
Ankara	930.137	1.113.897	20%	2.995.025	3.390.245	13%
International	202.612	255.115	26%	700.999	863.379	23%
Domestic	727.525	858.782	18%	2.294.026	2.526.866	10%
Milas-Bodrum	107.646	126.121	17%	293.984	329.672	12%
International	5.586	7.495	34%	14.332	15.405	7%
Domestic	102.060	118.626	16%	279.652	314.267	12%
Gazipasa	42.723	40.136	-6%	113.453	101.849	-10%
International	12.579	11.564	-8%	27.808	26.798	-4%
Domestic	30.144	28.572	-5%	85.645	75.051	-12%
Almaty	901.445	918.493	2%	2.645.912	2.656.468	0%
International	399.011	429.296	8%	1.163.917	1.279.909	10%
Domestic	502.434	489.197	-3%	1.481.995	1.376.559	-7%
Georgia	416.167	344.458	-17%	1.172.314	1.214.934	4%
Madinah	906.045	884.820	-2%	3.323.905	3.388.111	2%
International	666.032	627.108	-6%	2.583.770	2.600.885	1%
Domestic	240.013	257.712	7%	740.135	787.226	6%
Tunisia	120.876	139.554	15%	324.431	352.271	9%
N. Macedonia	221.635	302.103	36%	631.907	841.577	33%
Zagreb	315.323	339.126	8%	856.966	917.476	7%
TAV TOTAL	5.797.305	6.284.036	8%	17.700.950	18.974.870	7%
International	3.208.365	3.356.562	5%	9.734.555	10.410.907	7%
Domestic	2.588.940	2.927.474	13%	7.966.395	8.563.963	8%

DHMI figures for 2026 are tentative.

Both departing and arriving passengers, including transfer pax, commercial flights only

- ◆ Total number of passengers served in 2026 is 7% above 2025.
- ◆ International passengers served in 2026 is 7% above 2025.
- ◆ Ankara 2026 int. traffic is 23% above 2025. Ajet has based two new aircraft in Ankara in 3Q25.
- ◆ İzmir 2026 int. traffic is 9% above 2025 with Pegasus driving the growth.
- ◆ Antalya 2026 int. traffic is mainly supported by European traffic in March.
- ◆ Georgia is affected by Middle Eastern traffic in March.
- ◆ Almaty 2026 int. traffic is 10% above 2025. Dom. Traffic affected by Pratt Whitney engine issues; Strong China, Thailand and Vietnam travel demand
- ◆ N. Macedonia aircraft base has been upgraded from A320s (c. 183 seats) to A321s (c.239 seats) by November 2025.
- ◆ Middle Eastern traffic is affected by geopolitical developments that began in June 2025 and accelerated at the end of February 2026.

TAV TRAFFIC FIGURES (AIR TRAFFIC MOVEMENTS)

	March		Change	January - March		Change
	2025	2026	2026/ 2025	2025	2026	2026/ 2025
Antalya	7.516	8.066	7%	20.623	20.889	1%
International	4.663	4.805	3%	11.863	11.480	-3%
Domestic	2.853	3.261	14%	8.760	9.409	7%
Izmir	4.954	5.541	12%	14.921	16.309	9%
International	1.543	1.707	11%	4.702	5.087	8%
Domestic	3.411	3.834	12%	10.219	11.222	10%
Ankara	6.650	7.177	8%	20.051	21.493	7%
International	1.570	1.699	8%	4.907	5.743	17%
Domestic	5.080	5.478	8%	15.144	15.750	4%
Milas-Bodrum	682	782	15%	1.882	2.033	8%
International	43	63	47%	111	136	23%
Domestic	639	719	13%	1.771	1.897	7%
Gazipasa	344	303	-12%	872	732	-16%
International	104	82	-21%	212	184	-13%
Domestic	240	221	-8%	660	548	-17%
Almaty	7.604	7.751	2%	21.359	21.614	1%
International	4.005	4.136	3%	11.052	11.478	4%
Domestic	3.599	3.615	0%	10.307	10.136	-2%
Georgia	4.300	4.010	-7%	11.904	12.736	7%
Madinah	6.390	6.033	-6%	20.277	21.866	8%
International	4.323	3.761	-13%	14.429	15.279	6%
Domestic	2.067	2.272	10%	5.848	6.587	13%
Tunisia	861	971	13%	2.374	2.467	4%
N. Macedonia	1.903	2.044	7%	5.196	5.810	12%
Zagreb	3.922	3.889	-1%	10.859	10.738	-1%
TAV TOTAL	45.126	46.567	3%	130.318	136.687	5%
International	26.673	26.615	0%	76.024	79.594	5%
Domestic	18.453	19.952	8%	54.294	57.093	5%

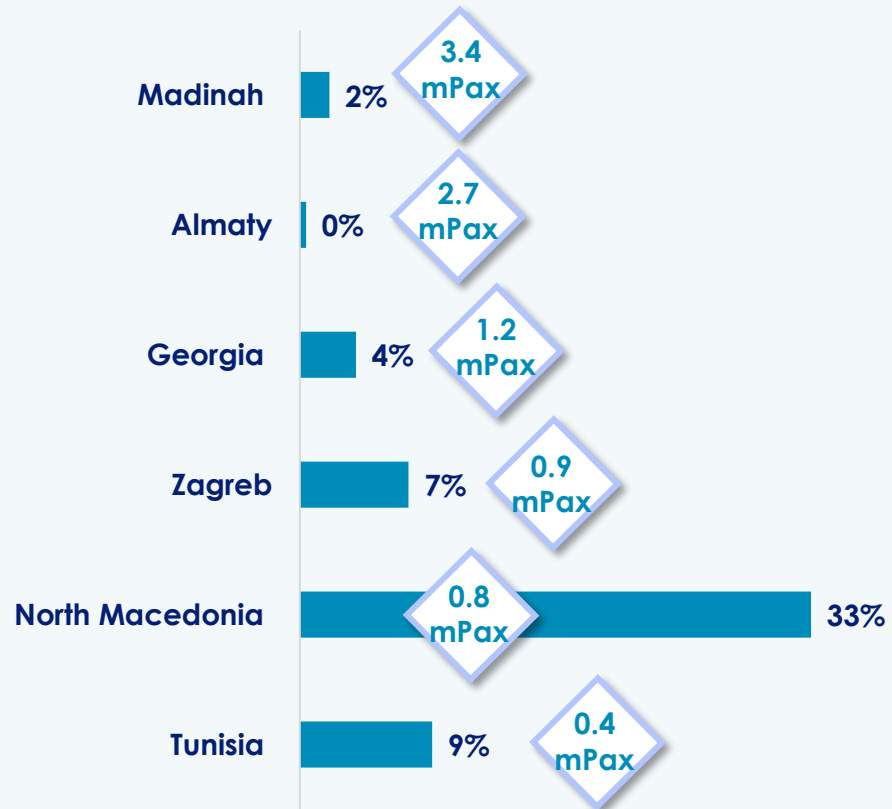
DHMI figures for 2026 are tentative.

Both departing and arriving passengers, including transfer pax, commercial flights only

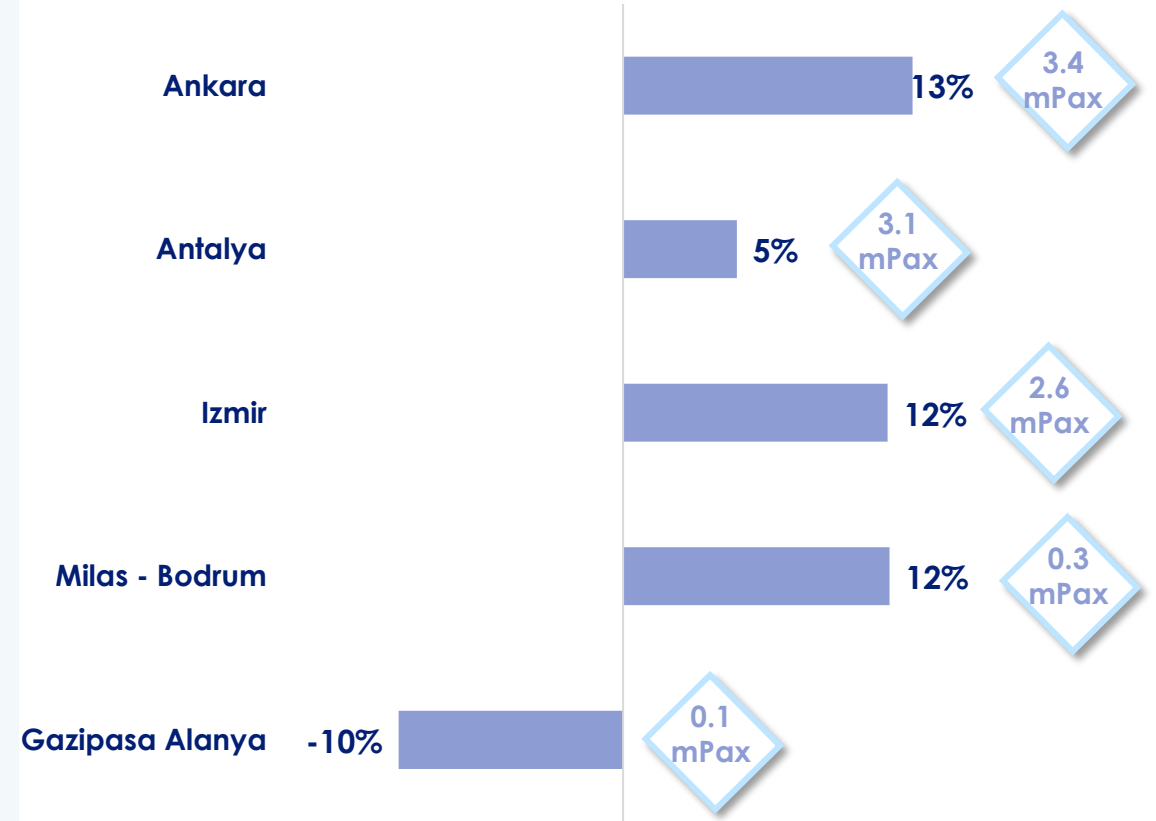
TAV TRAFFIC FIGURES (Jan – Mar 2026)

vs. Jan – Mar 2025

NON-TURKISH AIRPORTS (9.4 mPAX, +5%)



TURKISH AIRPORTS (9.6 mPAX, +10%)

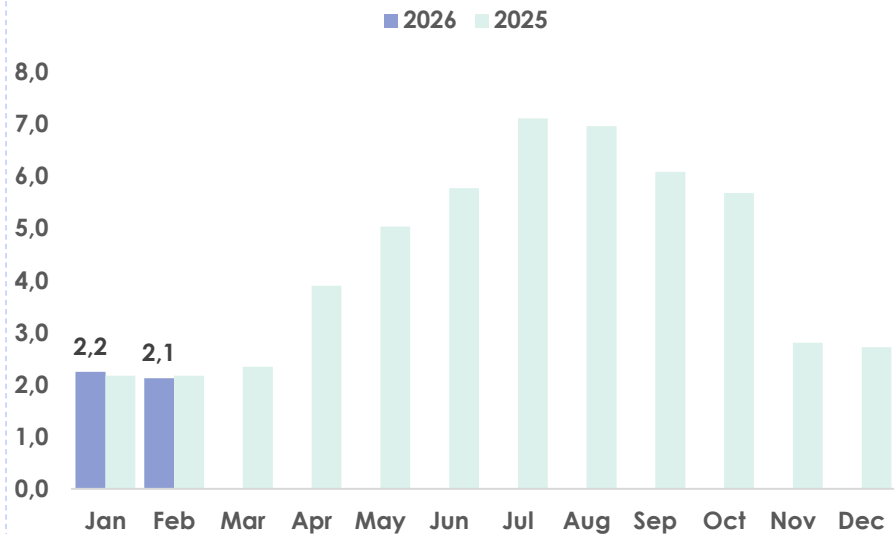


TAV TOTAL TRAFFIC

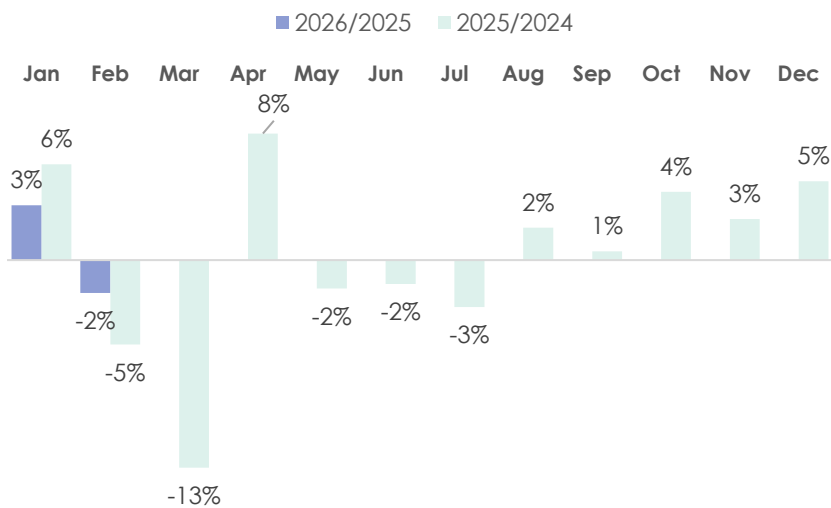
19.0 mPax / +7%

SECTORAL DEVELOPMENTS

Number of Foreign Visitors to Türkiye (mn)



Change in Foreign Visitors in Türkiye



FOREIGN VISITORS BY NATIONALITY IN JANUARY-FEBRUARY (TOP 5 COUNTRIES)

Countries	2026*	Share in 2026 (%)	2025	Share in 2025 (%)	2024	Share in 2024 (%)
Iran	430 369	9,84	463 865	10,68	437 905	10,09
Russia Fed.	392 000	8,96	371 344	8,55	433 654	9,99
Germany	337 592	7,72	330 070	7,60	330 771	7,62
Bulgaria	330 073	7,55	316 072	7,28	345 301	7,95
Georgia	182 064	4,16	168 037	3,87	207 306	4,77
Others	2 701 239	61,77	2 693 672	62,02	2 586 669	59,58
TOTAL	4 373 337	100,00	4 343 060	100,00	4 341 606	100,00

Source: Minister of Culture and Tourism
 * 2026 figures are tentative

OPERATING ENVIRONMENT

- ◆ Eurocontrol(*) expects **3.8%** ATM CAGR in **Türkiye**, **3.7%** in **Georgia** and **3.1%** in **N. Macedonia** between 2025-2031.
- ◆ Airbus(*) expects **3.6%** CAGR in global **passenger** traffic between 2025-2044.
- ◆ Boeing(*) expects **4.2%** CAGR in global **passenger** and **3.7%** CAGR in global **cargo** traffic between 2025-2044.
- ◆ Turkish Airlines(*) plans to increase fleet from 485 in 2025 to **800+** in 2033.
- ◆ Ajet(*) to increase fleet from 119 in 2024 to **200** in 2033
- ◆ Pegasus(*) fleet at 124 in 2025 to see **143** more gross additions until 2034
- ◆ Sunexpress(*) (top int. airline for Izmir and Antalya) to more than **double** capacity, reaching **150** aircraft by 2033
- ◆ Air Astana(*) fleet to grow from 63 in 2025 to **84** in 2029
- ◆ Kazakhstan to **double** national fleet from 108 to **221** by 2030 (*)
- ◆ Kazakh propensity to fly to **triple** by 2030 (*)

Contact IR

IR TEAM

Besim MERİC

Investor Relations Coordinator
besim.meric@tav.aero
Tel :+90 212 463 3000 / 10546

IR Website <http://ir.tav.aero>
e-mail ir@tav.aero
Phone +90-212-463 3000 (10545-10546)
X x.com/irTAV
Address TAV Airports Holding Co.
Vadistanbul Bulvar, Ayazaga Mahallesi Cendere Caddesi
No:109L 2C Blok 34485 Sariyer/Istanbul

About TAV Airports

	Türkiye	<ul style="list-style-type: none">• Ankara Esenboga• Izmir Adnan Menderes• Gazipasa Alanya• Milas Bodrum• Antalya
	Kazakhstan	Almaty
	Georgia	Tbilisi and Batumi
	Tunisia	Monastir and Enfidha
	North Macedonia	Skopje and Ohrid
	Saudi Arabia	Madinah
	Latvia	Riga (only commercial areas)
	Croatia	Zagreb

In addition to airport operations, TAV Airports provides auxiliary airport services including duty free, food and beverage, ground handling, IT, security and lounge services. The company provided services for 113 million passengers in 2025. The Company's shares are listed in Borsa Istanbul since February 23, 2007, under the ticker code "TAVHL".