

Investor Bulletin

April 2026



TAV TRAFFIC FIGURES (PASSENGERS)

	April		Change	January - April		Change
	2025	2026	2026/ 2025	2025	2026	2026/ 2025
Antalya	2.598.517	2.319.083	-11%	5.582.385	5.457.582	-2%
International	2.043.877	1.738.959	-15%	3.698.858	3.386.126	-8%
Domestic	554.640	580.124	5%	1.883.527	2.071.456	10%
Izmir	951.928	979.325	3%	3.311.113	3.623.093	9%
International	369.669	332.698	-10%	1.063.343	1.086.703	2%
Domestic	582.259	646.627	11%	2.247.770	2.536.390	13%
Ankara	1.106.708	1.104.114	0%	4.101.733	4.494.359	10%
International	268.260	258.943	-3%	969.259	1.122.322	16%
Domestic	838.448	845.171	1%	3.132.474	3.372.037	8%
Milas-Bodrum	211.538	195.872	-7%	505.522	525.544	4%
International	56.569	52.146	-8%	70.901	67.551	-5%
Domestic	154.969	143.726	-7%	434.621	457.993	5%
Gazipasa	68.095	55.428	-19%	181.548	157.277	-13%
International	34.155	25.348	-26%	61.963	52.146	-16%
Domestic	33.940	30.080	-11%	119.585	105.131	-12%
Almaty	909.774	924.601	2%	3.555.686	3.581.069	1%
International	411.932	443.325	8%	1.575.849	1.723.234	9%
Domestic	497.842	481.276	-3%	1.979.837	1.857.835	-6%
Georgia	502.663	402.197	-20%	1.674.977	1.617.131	-3%
Madinah	870.752	719.283	-17%	4.194.657	4.107.394	-2%
International	637.116	498.413	-22%	3.220.886	3.099.298	-4%
Domestic	233.636	220.870	-5%	973.771	1.008.096	4%
Tunisia	184.901	194.285	5%	509.332	546.556	7%
N. Macedonia	276.580	361.251	31%	908.487	1.202.828	32%
Zagreb	419.675	415.256	-1%	1.276.641	1.332.732	4%
TAV TOTAL	8.101.131	7.670.695	-5%	25.802.081	26.645.565	3%
International	5.167.019	4.683.134	-9%	14.901.574	15.094.041	1%
Domestic	2.934.112	2.987.561	2%	10.900.507	11.551.524	6%

DHMI figures for 2026 are tentative.

Both departing and arriving passengers, including transfer pax, commercial flights only

- ◆ Total number of passengers served in 2026 is 3% above 2025 while international passengers served in 2026 is 1%. April 2026 traffic is affected Easter and Ramadan eid calendar shift.
- ◆ Ankara 2026 int. traffic is 16% above 2025. Ajet has based two new aircraft in Ankara in 3Q25.
- ◆ Izmir 2026 int. traffic is 2% above 2025 with Pegasus driving the growth.
- ◆ Antalya April 2026 int. traffic was mainly affected by easter calendar shift.
- ◆ Georgia is affected by Middle Eastern traffic starting from March.
- ◆ Almaty 2026 int. traffic is 9% above 2025. Dom. Traffic affected by Pratt Whitney engine issues; Strong China, Thailand and Vietnam travel demand.
- ◆ N. Macedonia aircraft base has been upgraded from A320s (c. 183 seats) to A321s (c.239 seats) by November 2025.
- ◆ Middle Eastern traffic is affected by geopolitical developments that began in June 2025 and accelerated at the end of February 2026.

TAV TRAFFIC FIGURES (AIR TRAFFIC MOVEMENTS)

	April		Change	January - April		Change
	2025	2026	2026/ 2025	2025	2026	2026/ 2025
Antalya	16.076	14.971	-7%	36.699	35.860	-2%
International	12.821	11.262	-12%	24.684	22.742	-8%
Domestic	3.255	3.709	14%	12.015	13.118	9%
Izmir	5.767	6.248	8%	20.688	22.557	9%
International	2.480	2.246	-9%	7.182	7.333	2%
Domestic	3.287	4.002	22%	13.506	15.224	13%
Ankara	6.975	7.027	1%	27.026	28.520	6%
International	1.831	1.768	-3%	6.738	7.511	11%
Domestic	5.144	5.259	2%	20.288	21.009	4%
Milas-Bodrum	1.396	1.376	-1%	3.278	3.409	4%
International	374	407	9%	485	543	12%
Domestic	1.022	969	-5%	2.793	2.866	3%
Gazipasa	449	397	-12%	1.321	1.129	-15%
International	225	177	-21%	437	361	-17%
Domestic	224	220	-2%	884	768	-13%
Almaty	7.294	7.911	8%	28.653	29.525	3%
International	3.878	4.361	12%	14.930	15.839	6%
Domestic	3.416	3.550	4%	13.723	13.686	0%
Georgia	4.844	4.322	-11%	16.748	17.058	2%
Madinah	5.920	5.417	-8%	26.197	27.283	4%
International	4.105	3.453	-16%	18.534	18.732	1%
Domestic	1.815	1.964	8%	7.663	8.551	12%
Tunisia	1.195	1.311	10%	3.569	3.778	6%
N. Macedonia	2.139	2.313	8%	7.335	8.123	11%
Zagreb	4.581	4.333	-5%	15.440	15.071	-2%
TAV TOTAL	56.636	55.626	-2%	186.954	192.313	3%
International	37.853	35.356	-7%	113.877	114.950	1%
Domestic	18.783	20.270	8%	73.077	77.363	6%

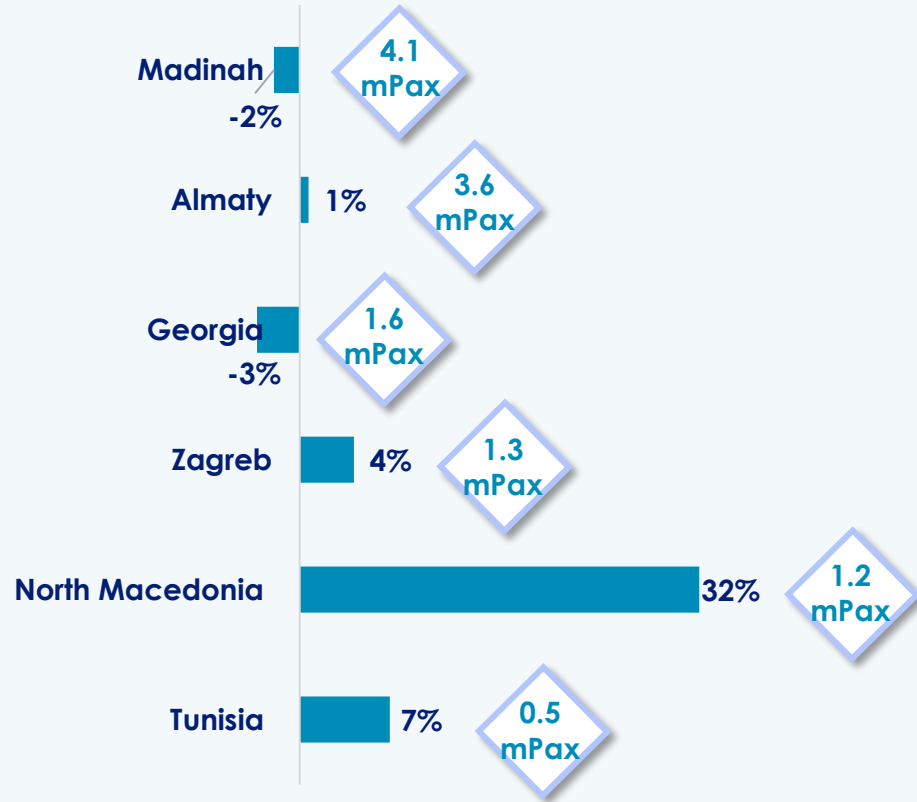
DHMI figures for 2026 are tentative.

Both departing and arriving passengers, including transfer pax, commercial flights only

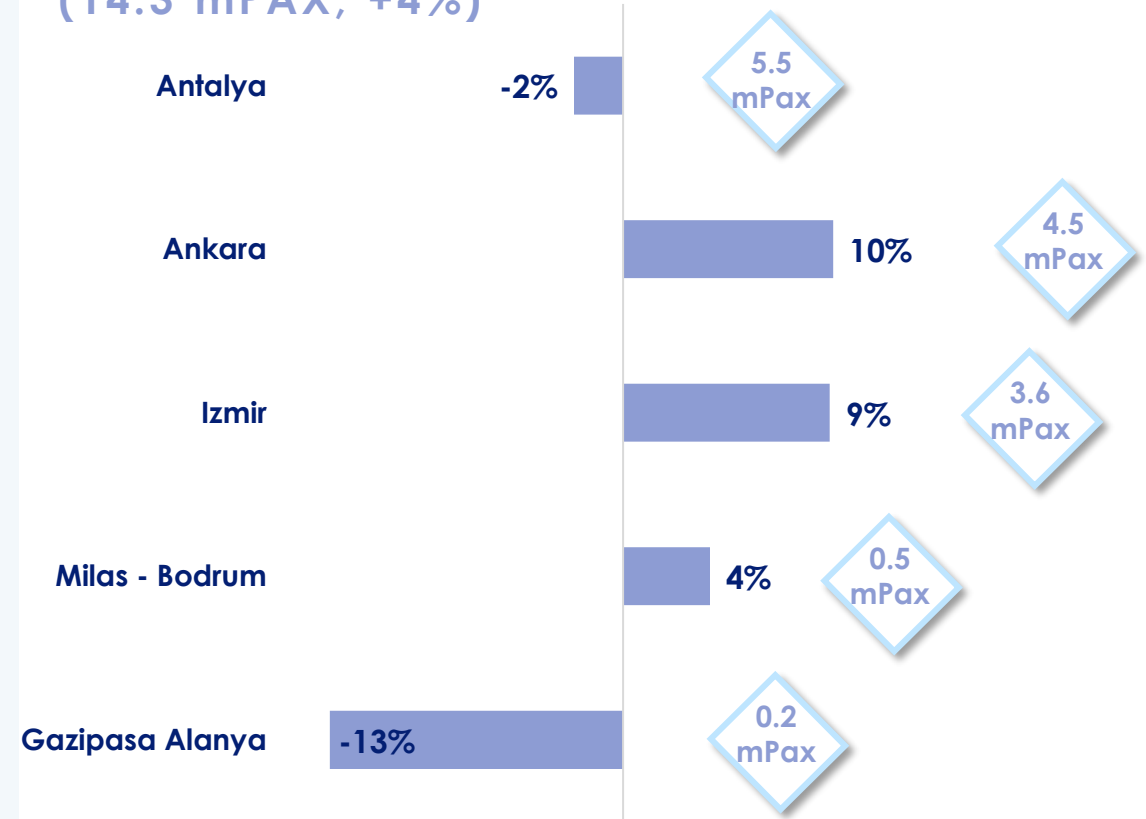
TAV TRAFFIC FIGURES (Jan – Apr 2026)

vs. Jan – Apr 2025

NON-TURKISH AIRPORTS (12.4 mPAX, +2%)



TURKISH AIRPORTS (14.3 mPAX, +4%)

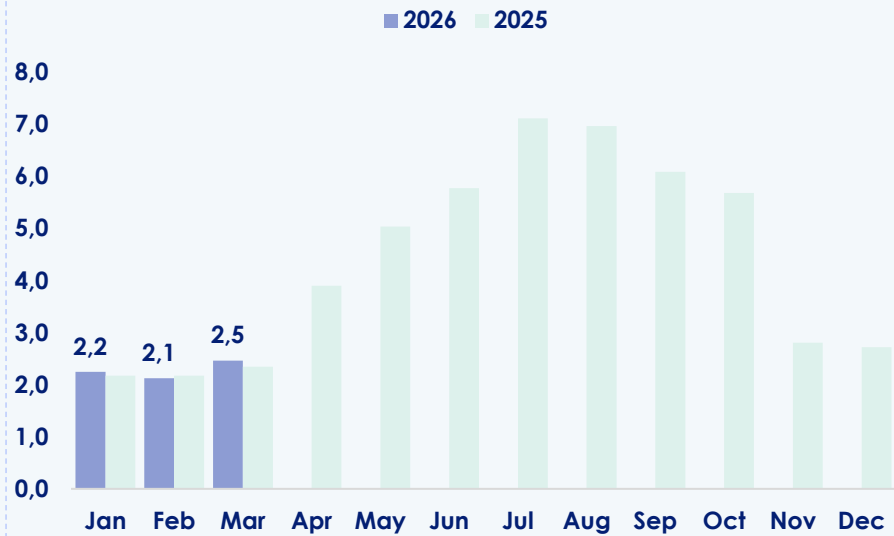


TAV TOTAL TRAFFIC

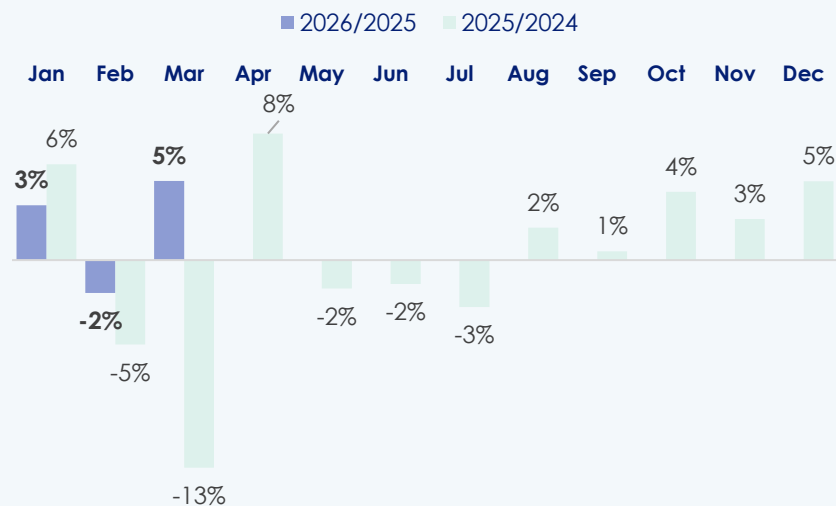
26.6 mPax / +3%

SECTORAL DEVELOPMENTS

Number of Foreign Visitors to Türkiye (mn)



Change in Foreign Visitors in Türkiye



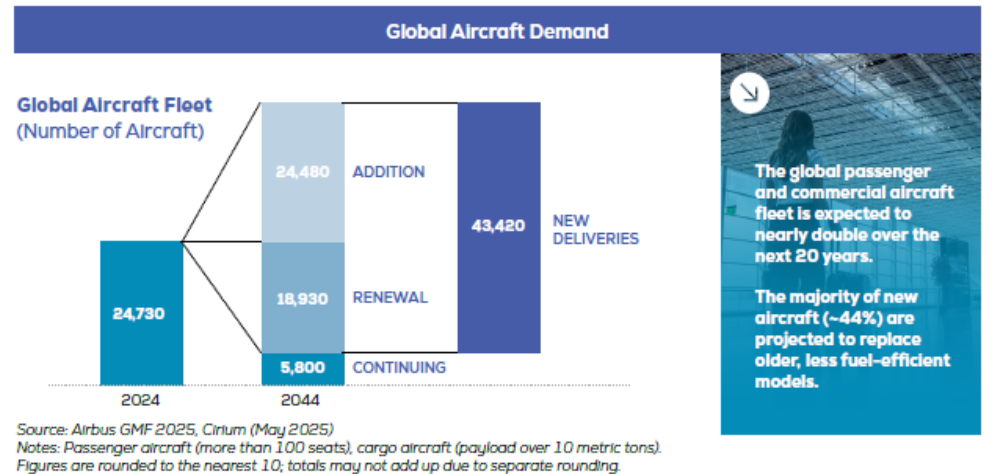
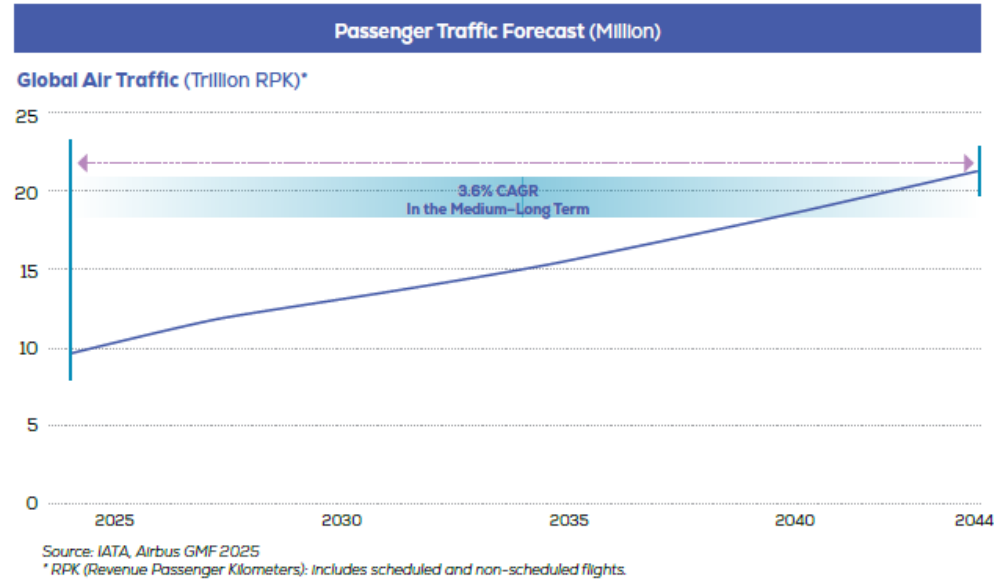
FOREIGN VISITORS BY NATIONALITY IN JANUARY-MARCH (TOP 5 COUNTRIES)

Countries	2026*	Share in 2026 (%)	2025	Share in 2025 (%)	2024	Share in 2024 (%)
Germany	677 548	9,91	572 065	8,55	688 067	9,77
Russia Fed.	650 517	9,51	601 332	8,99	682 139	9,69
Bulgaria	539 155	7,89	506 413	7,57	575 233	8,17
Iran	527 275	7,71	732 885	10,96	747 559	10,61
United Kingdom	314 306	4,60	303 890	4,54	328 887	4,67
Others	4 128 456	60,38	3 972 878	59,39	4 020 965	57,09
TOTAL	6 837 257	100,00	6 689 463	100,00	7 042 850	100,00

Source: Minister of Culture and Tourism
* 2026 figures are tentative

OPERATING ENVIRONMENT

Global air traffic is projected to **grow by 3.6%** in the medium to long term.



Contact IR

IR TEAM

Besim MERİC

Head of Investor Relations

besim.meric@tav.aero

Tel :+90 212 463 3000 / 10546

IR Website <http://ir.tav.aero>

e-mail ir@tav.aero

Phone +90-212-463 3000 (10545-10546)

X x.com/irTAV

Address TAV Airports Holding Co.
Vadistanbul Bulvar, Ayazaga Mahallesi Cendere Caddesi
No:109L 2C Blok 34485 Sariyer/Istanbul

About TAV Airports



Türkiye

- Ankara Esenboga
- Izmir Adnan Menderes

- Gazipasa Alanya
- Milas Bodrum
- Antalya



Kazakhstan

Almaty



Georgia

Tbilisi and Batumi



Tunisia

Monastir and Enfidha



North Macedonia

Skopje and Ohrid



Saudi Arabia

Madinah



Latvia

Riga (only commercial areas)



Croatia

Zagreb

In addition to airport operations, TAV Airports provides auxiliary airport services including duty free, food and beverage, ground handling, IT, security and lounge services. The company provided services for 113 million passengers in 2025. The Company's shares are listed in Borsa Istanbul since February 23, 2007, under the ticker code "TAVHL".